



# SIDHARTH N JAIN & COMPANY

## Chartered Accountants

### Independent Auditor's Review Report on Consolidated Unaudited Quarterly and year to date Financial Results of the Company Pursuant to the Regulation 33 of the SEBI (Listing Obligations and Disclosure Requirements) Regulations, 2015 (as amended)


**Review Report to  
The Board of Directors  
Bajaj Consumer Care Limited**

1. We have reviewed the accompanying Statement of Consolidated Unaudited Financial Results of Bajaj Consumer Care Limited ("the Parent") (Formerly known as 'Bajaj Corp Limited') and its subsidiaries (the Parent and its subsidiaries together referred to as "the Group") for the quarter ended September 30, 2019 and year to date results for the period from April 1, 2019 to September 30, 2019 ("the Statement"), being submitted by the Parent pursuant to the requirement of Regulation 33 of the SEBI (Listing Obligations and Disclosure Requirements) Regulations, 2015, as amended including relevant circulars issued by the SEBI from time to time. Attention is drawn to the fact that the consolidated figures for the corresponding quarter and period ended September 30, 2018, as reported in these financial results have been approved by the Parent's Board of Directors, but have not been subjected to review.
2. This Statement, which is the responsibility of the Parent's Management and approved by the Parent's Board of Directors, has been prepared in accordance with the recognition and measurement principles laid down in Indian Accounting Standard 34 "Interim Financial Reporting" ("Ind AS 34"), prescribed under Section 133 of the Companies Act, 2013, SEBI Circular CIR/CFD/FAC/62/2016 dated July 5, 2016, and other accounting principles generally accepted in India. Our responsibility is to express a conclusion on the Statement based on our review.
3. We conducted our review of the Statement in accordance with the Standard on Review Engagements (SRE) 2410 "Review of Interim Financial Information Performed by the Independent Auditor of the Entity", issued by the Institute of Chartered Accountants of India. A review of interim financial information consists of making inquiries, primarily of persons responsible for financial and accounting matters, and applying analytical and other review procedures. A review is substantially less in scope than an audit conducted in accordance with Standards on Auditing and consequently does not enable us to obtain assurance that we would become aware of all significant matters that might be identified in an audit. Accordingly, we do not express an audit opinion.

We also performed procedures in accordance with the circular CIR/CFD/CMD1/44/2019 dated March 29, 2019 issued by the SEBI under Regulation 33 (8) of the SEBI (Listing Obligations and Disclosure Requirements) Regulations, 2015, as amended, to the extent applicable.

4. The Statement includes the results of the following entities:

Sr No	Name of Subsidiaries	Holding %	Country of Incorporation
w1	Uptown Properties and Leasing Private Limited	100%	India
2	Bajaj Corp International (FZE)	100%	UAE
3	Bajaj Bangladesh Limited	100%	Bangladesh




5. Based on our review conducted and procedures performed as stated in paragraph 3 above and based on the consideration of the review reports of the other auditors referred to in paragraph 6 below, nothing has come to our attention that causes us to believe that the accompanying Statement, prepared in accordance with the recognition and measurement principles laid down in the aforesaid Indian Accounting Standard, SEBI Circulars and other accounting principles generally accepted in India, has not disclosed the information required to be disclosed in terms of Regulation 33 of the SEBI (Listing Obligations and Disclosure Requirements) Regulations, 2015, as amended, including the manner in which it is to be disclosed, or that it contains any material misstatement.
6. We did not review the interim financial results of one subsidiary included in the consolidated unaudited financial results, whose interim financial results reflect total revenues of Rs. 89,976 total net loss after tax of Rs. 8,32,097 and total comprehensive loss of Rs. 8,32,097, for the quarter ended September 30, 2019, as considered in the consolidated unaudited financial results. These interim financial results have been reviewed by other auditor whose review report has been furnished to us by the Management and our conclusion on the Statement, in so far as it relates to the amounts and disclosures included in respect of these subsidiary, is based solely on the review report of the other auditor and the procedures performed by us as stated in paragraph 3 above.

Our conclusion on the Statement is not modified in respect of the above matters.

**For Sidharth N Jain & Company**  
**Firm registration number: 018311C**  
Chartered Accountants



**Sidharth Jain**  
Proprietor  
Membership No.: 134684  
UDIN: 19134684AAAAET8954



Place: Mumbai  
Date: 11 October 2019

**BAJAJ CONSUMER CARE LIMITED**  
(Formerly known as Bajaj Corp Limited)

Regd Office: Old Station Road, Sevashram Chouraha, Udaipur - 313001.

CIN : L01110RJ2006PLC047173

Phone : 0294-2561631-32, E-id: complianceofficer@bajajconsumer.com

Website : www.bajajconsumercare.com

**Statement of Standalone Unaudited Financial Results for the Quarter and Six Months ended September 30, 2019**

(₹ In Lacs)

	Unaudited	Unaudited	Unaudited	Unaudited	Unaudited	Audited
	3 months ended 30/09/2019	Preceding 3 months ended 30/06/2019	Corresponding 3 months ended in the previous year 30/09/2018	Year to date figures for the current period ended 30/09/2019	Year to date figures for the previous period ended 30/09/2018	Year ended 31/03/2019
<b>I. Revenue from Operations</b>						
(a) Sale of Goods	21,119.27	23,246.30	20,573.51	44,365.57	42,070.34	88,094.49
(b) Other operating revenues	590.07	777.73	699.04	1,367.80	1,343.22	2,841.20
<b>Total Revenue (I)</b>	<b>21,709.34</b>	<b>24,024.03</b>	<b>21,272.55</b>	<b>45,733.37</b>	<b>43,413.56</b>	<b>90,935.69</b>
<b>II. Other Income</b>	<b>653.84</b>	<b>596.84</b>	<b>712.30</b>	<b>1,250.68</b>	<b>829.34</b>	<b>1,753.35</b>
<b>III. Total Income (I+II)</b>	<b>22,363.18</b>	<b>24,620.87</b>	<b>21,984.85</b>	<b>46,984.05</b>	<b>44,242.90</b>	<b>92,689.04</b>
<b>IV. Expenses</b>						
(a) Cost of materials consumed	6,442.52	8,041.97	6,400.02	14,484.49	14,289.76	29,703.29
(b) Purchase of stock-in-trade	344.11	190.40	423.72	534.51	571.24	1,231.80
(c) Change in inventories of finished goods, work-in-progress and stock in trade	354.49	(483.08)	125.10	(128.59)	(517.99)	(825.59)
(d) Employee benefit expenses	2,027.76	2,139.00	2,404.87	4,166.76	4,613.35	9,401.77
(e) Finance costs	170.27	36.96	22.47	207.23	48.31	109.80
(f) Depreciation & Amortisation	129.81	129.93	164.14	259.74	313.71	658.72
(g) Other Expenditure	6,320.77	7,088.52	5,861.16	13,409.29	11,487.35	23,583.15
<b>Total Expenses (IV)</b>	<b>15,789.73</b>	<b>17,143.70</b>	<b>15,401.48</b>	<b>32,933.43</b>	<b>30,805.73</b>	<b>63,862.94</b>
<b>V. Profit before tax (III - IV)</b>	<b>6,573.45</b>	<b>7,477.17</b>	<b>6,583.37</b>	<b>14,050.62</b>	<b>13,437.17</b>	<b>28,826.10</b>
<b>VI. Tax Expense</b>						
(1) Current Tax	844.04	1,611.59	1,420.03	2,455.63	2,896.96	6,214.50
(2) Tax expenses of earlier year	-	-	(1.68)	-	(1.68)	(1.68)
(3) Deferred Tax	-	-	-	-	-	-
<b>VII. Profit for the period (V-VI)</b>	<b>5,729.41</b>	<b>5,865.58</b>	<b>5,165.02</b>	<b>11,594.99</b>	<b>10,541.89</b>	<b>22,613.28</b>
<b>VIII. Other Comprehensive Income</b>						
A (i) Items that will not be reclassified to profit or loss (net)	(12.23)	-	(9.03)	(12.23)	(9.03)	(38.83)
(ii) Income tax relating to items that will not be reclassified to profit or loss	2.14	-	1.94	2.14	1.94	8.37
B (i) Items that will be reclassified to profit or loss	-	-	-	-	-	-
(ii) Income tax relating to items that will be reclassified to profit or loss	-	-	-	-	-	-
<b>IX. Total Other Comprehensive Income / (loss)</b>	<b>(10.09)</b>	<b>-</b>	<b>(7.09)</b>	<b>(10.09)</b>	<b>(7.09)</b>	<b>(30.46)</b>
<b>X. Total Comprehensive Income for the period (VII+IX) (Comprising Profit and Other Comprehensive Income for the period)</b>	<b>5,719.32</b>	<b>5,865.58</b>	<b>5,157.93</b>	<b>11,584.90</b>	<b>10,534.80</b>	<b>22,582.82</b>
<b>XI. Paid-up equity share capital (Face Value-₹ 1/- each)</b>	<b>1,475.34</b>	<b>1,475.00</b>	<b>1,475.00</b>	<b>1,475.34</b>	<b>1,475.00</b>	<b>1,475.00</b>
<b>XII. Other equity</b>						<b>47,037.17</b>
<b>XIII. Earnings per share (of face value ₹ 1/- each) (not annualised):</b>						
(a) Basic	3.88	3.98	3.50	7.86	7.15	15.33
(b) Diluted	3.88	3.98	3.50	7.86	7.15	15.33



**bajaj consumer care limited**  
(formerly known as bajaj corp limited)

Standalone Balance Sheet as at Sept 30, 2019

Statement of Assets & Liabilities	Unaudited	Audited
	As at 30/09/2019	As at 31/03/2019
<b>ASSETS</b>		
<b>(1) Non-current assets</b>		
(a) Property, Plant & Equipment	4,593.20	4,735.85
(b) Capital work-in-progress	697.07	773.93
(c) Other Intangible Assets	25.07	29.88
(d) Financial assets		
(i) Investments	13,977.19	13,825.19
(ii) Loans	343.48	261.66
(iii) Others	22.98	45.56
(e) Other non-current assets	64.03	6.50
	19,723.02	19,678.57
<b>(2) Current assets</b>		
(a) Inventories	5,543.57	5,928.38
(b) Financial assets		
(i) Investments	37,991.11	25,087.67
(ii) Trade Receivables	4,472.53	4,120.35
(iii) Cash and Cash equivalents	381.63	1,244.27
(iv) Bank balances other than (iii) above	406.64	126.27
(v) Loans	1.33	12.94
(c) Current tax assets (Net)	570.61	33.86
(d) Other current assets	7,099.86	5,925.38
	56,467.28	42,479.12
<b>TOTAL ASSETS</b>	<b>76,190.30</b>	<b>62,157.69</b>
<b>EQUITY AND LIABILITIES</b>		
<b>EQUITY</b>		
(a) Equity Share Capital	1,475.34	1,475.00
(b) Other Equity	58,658.73	47,037.17
	60,134.07	48,512.17
<b>LIABILITIES</b>		
<b>(1) Current Liabilities</b>		
(a) Financial liabilities		
(i) Borrowings	6,860.61	2,500.00
(ii) Trade Payables	5,240.04	7,220.05
(iii) Other financial liabilities	2,454.46	2,304.45
(b) Other Current liabilities	1,290.39	1,409.10
(c) Provisions	57.04	58.23
(d) Current tax liability (Net)	153.69	153.69
	16,056.23	13,645.52
<b>TOTAL EQUITY AND LIABILITIES</b>	<b>76,190.30</b>	<b>62,157.69</b>



**bajaj consumer care limited**  
**(formerly known as bajaj corp limited)**

**STANDALONE STATEMENT OF CASH FLOW FOR THE YEAR ENDED SEPTEMBER 30, 2019**


Particulars	For the Period ended Sept. 30, 2019	For the Year ended March 31, 2019
<b>A. <u>Cash Flow from Operating Activities</u></b>		
Profit before Tax	14,050.62	28,826.10
<u>Adjustments for:</u>		
Depreciation and Amortisation	259.74	658.72
Share based payment expenses	36.66	288.18
Interest Income	(1,243.20)	(2,312.64)
Net (gain)/loss on Financial assets	25.86	683.95
Net (gain)/loss on sale of Property, Plant and Equipment	(12.86)	(84.76)
Rent Received	(20.48)	(39.90)
Interest Expenses	197.90	99.30
Operating Profit before Working Capital Change	13,294.24	28,118.95
<u>Movement for Working Capital</u>		
(Increase)/Decrease in Trade and Other Receivables	(422.39)	(355.41)
(Increase)/Decrease in Inventories	384.81	(1,650.54)
(Increase)/Decrease in Other Assets	(1,208.78)	(2,854.83)
Increase/(Decrease) in Trade and Other Payable	(1,962.12)	1,225.24
Cash Generated from Operations	10,085.76	24,483.41
Less: Direct taxes paid/deducted at source	(2,990.24)	(6,135.78)
<b>Net Cash from/ (Used in) Operating Activities (A)</b>	<b>7,095.52</b>	<b>18,347.63</b>
<b>B. <u>Cash Flow from Investing Activities</u></b>		
Purchase of Property, Plant and Equipment	(97.45)	(622.55)
Purchase of Intangible Assets	(4.32)	(35.62)
Interest Received	1,243.20	2,312.64
Net Proceeds from sale/ (purchase) of Current Investments	(12,929.30)	4,945.45
Proceeds from sale of Property, Plant and Equipment	55.98	249.14
Bank Deposit with Original Maturity of more than 3 months	(257.80)	589.03
Investment in Subsidiary Companies	(152.00)	(1,345.87)
Rent Received	20.48	39.90
<b>Net Cash from/ (Used in) Investing Activities (B)</b>	<b>(12,121.21)</b>	<b>6,132.12</b>
<b>C. <u>Cash Flow from Financing Activities</u></b>		
Current Borrowing net of repayment	4,360.61	1,151.18
Interest Paid	(197.90)	(99.30)
Proceed from issue of Equity Share Capital (ESOP)	0.34	-
Dividend Paid	-	(20,650.00)
Dividend Tax Paid	-	(4,244.67)
<b>Net Cash from/ (Used in) Financing Activities (C)</b>	<b>4,163.05</b>	<b>(23,842.79)</b>
Net Increase/ (Decrease) in Cash & Cash Equivalents (A+B+C)	(862.64)	636.96
Cash & Cash Equivalents - Opening Balance	1,244.27	607.31
<b>Cash &amp; Cash Equivalents - Closing Balance</b>	<b>381.63</b>	<b>1,244.27</b>



Notes:

- 1 Results are prepared in compliance with Indian Accounting Standards ("Ind-AS") notified by the Ministry of Corporate Affairs.
- 2 The Company operates only in one segment, namely "Cosmetics, Toiletries and Other Personal Care products" and there are no reportable segments in accordance with IND-AS 108 on "Operating Segments".
- 3 Figures have been regrouped/rearranged wherever necessary.
- 4 The above results have been reviewed by the Audit Committee and approved by the Board of Directors at their respective meetings held on October 11, 2019.

Place : Mumbai  
Date : October 11, 2019



For and on behalf of Board of Directors

A handwritten signature in black ink, appearing to read "Sumit Malhotra".

Sumit Malhotra  
Managing Director  
(DIN 02183825)



# SIDHARTH N JAIN & COMPANY

## Chartered Accountants

### Independent Auditor's Review Report on Consolidated Unaudited Quarterly and year to date Financial Results of the Company Pursuant to the Regulation 33 of the SEBI (Listing Obligations and Disclosure Requirements) Regulations, 2015 (as amended)


**Review Report to  
The Board of Directors  
Bajaj Consumer Care Limited**

1. We have reviewed the accompanying Statement of Consolidated Unaudited Financial Results of Bajaj Consumer Care Limited ("the Parent") (Formerly known as 'Bajaj Corp Limited') and its subsidiaries (the Parent and its subsidiaries together referred to as "the Group") for the quarter ended September 30, 2019 and year to date results for the period from April 1, 2019 to September 30, 2019 ("the Statement"), being submitted by the Parent pursuant to the requirement of Regulation 33 of the SEBI (Listing Obligations and Disclosure Requirements) Regulations, 2015, as amended including relevant circulars issued by the SEBI from time to time. Attention is drawn to the fact that the consolidated figures for the corresponding quarter and period ended September 30, 2018, as reported in these financial results have been approved by the Parent's Board of Directors, but have not been subjected to review.
2. This Statement, which is the responsibility of the Parent's Management and approved by the Parent's Board of Directors, has been prepared in accordance with the recognition and measurement principles laid down in Indian Accounting Standard 34 "Interim Financial Reporting" ("Ind AS 34"), prescribed under Section 133 of the Companies Act, 2013, SEBI Circular CIR/CFD/FAC/62/2016 dated July 5, 2016, and other accounting principles generally accepted in India. Our responsibility is to express a conclusion on the Statement based on our review.
3. We conducted our review of the Statement in accordance with the Standard on Review Engagements (SRE) 2410 "Review of Interim Financial Information Performed by the Independent Auditor of the Entity", issued by the Institute of Chartered Accountants of India. A review of interim financial information consists of making inquiries, primarily of persons responsible for financial and accounting matters, and applying analytical and other review procedures. A review is substantially less in scope than an audit conducted in accordance with Standards on Auditing and consequently does not enable us to obtain assurance that we would become aware of all significant matters that might be identified in an audit. Accordingly, we do not express an audit opinion.

We also performed procedures in accordance with the circular CIR/CFD/CMD1/44/2019 dated March 29, 2019 issued by the SEBI under Regulation 33 (8) of the SEBI (Listing Obligations and Disclosure Requirements) Regulations, 2015, as amended, to the extent applicable.

4. The Statement includes the results of the following entities:


Sr No	Name of Subsidiaries	Holding %	Country of Incorporation
w1	Uptown Properties and Leasing Private Limited	100%	India
2	Bajaj Corp International (FZE)	100%	UAE
3	Bajaj Bangladesh Limited	100%	Bangladesh




5. Based on our review conducted and procedures performed as stated in paragraph 3 above and based on the consideration of the review reports of the other auditors referred to in paragraph 6 below, nothing has come to our attention that causes us to believe that the accompanying Statement, prepared in accordance with the recognition and measurement principles laid down in the aforesaid Indian Accounting Standard, SEBI Circulars and other accounting principles generally accepted in India, has not disclosed the information required to be disclosed in terms of Regulation 33 of the SEBI (Listing Obligations and Disclosure Requirements) Regulations, 2015, as amended, including the manner in which it is to be disclosed, or that it contains any material misstatement.
6. We did not review the interim financial results of one subsidiary included in the consolidated unaudited financial results, whose interim financial results reflect total revenues of Rs. 89,976 total net loss after tax of Rs. 8,32,097 and total comprehensive loss of Rs. 8,32,097, for the quarter ended September 30, 2019, as considered in the consolidated unaudited financial results. These interim financial results have been reviewed by other auditor whose review report has been furnished to us by the Management and our conclusion on the Statement, in so far as it relates to the amounts and disclosures included in respect of these subsidiary, is based solely on the review report of the other auditor and the procedures performed by us as stated in paragraph 3 above.

Our conclusion on the Statement is not modified in respect of the above matters.

**For Sidharth N Jain & Company**  
**Firm registration number: 018311C**  
Chartered Accountants

  
**Sidharth Jain**  
Proprietor  
Membership No.: 134684  
UDIN: 19134684AAAAET8954



Place: Mumbai  
Date: 11 October 2019



**BAJAJ CONSUMER CARE LIMITED**

(Formerly known as Bajaj Corp Limited)

Regd Office: Old Station Road, Sevashram Chouraha, Udaipur - 313001.

CIN : L01110RJ2006PLC047173

Phone : 0294-2561631-32, E-id: complianceofficer@bajajconsumer.com

Website : www.bajajconsumercare.com

**Statement of Consolidated Unaudited Financial Results for the Quarter and Six months ended September 30, 2019**

(₹ In Lacs)

Particulars	Unaudited	Unaudited	Unaudited	Unaudited	Unaudited	Audited
	3 months ended 30/09/2019	Preceding 3 months ended 30/06/19	Corresponding 3 months ended in the previous year 30/09/2018	Year to date figures for the current period ended 30/09/2019	Year to date figures for the previous period ended 30/09/2018	Year ended 31/03/2019
I. Revenue from Operations						
(a) Sale of Goods	21,422.47	23,295.93	20,765.87	44,718.40	42,497.41	89,006.53
(b) Other operating revenues	590.07	777.73	699.04	1,367.80	1,343.22	2,841.20
<b>Total Revenue (I)</b>	<b>22,012.54</b>	<b>24,073.66</b>	<b>21,464.91</b>	<b>46,086.20</b>	<b>43,840.63</b>	<b>91,847.73</b>
II. Other Income	654.75	597.21	713.57	1,251.96	772.33	1,701.08
<b>III. Total Income (I+II)</b>	<b>22,667.29</b>	<b>24,670.87</b>	<b>22,178.48</b>	<b>47,338.16</b>	<b>44,612.96</b>	<b>93,548.81</b>
IV. Expenses						
(a) Cost of materials consumed	6,442.52	8,041.97	6,400.02	14,484.49	14,289.76	29,703.29
(b) Purchase of stock-in-trade	344.11	190.40	423.84	534.51	576.50	1,246.99
(c) Change in inventories of finished goods, work-in-progress and stock in trade	411.36	(496.10)	162.23	(84.74)	(410.87)	(602.97)
(d) Employee benefit expenses	2,124.80	2,232.32	2,484.31	4,357.12	4,763.36	9,717.11
(e) Finance costs	170.88	37.38	23.69	208.26	53.04	117.09
(f) Depreciation & Amortisation	141.65	141.76	176.58	283.41	338.60	708.50
(g) Other Expenditure	6,588.10	7,243.68	6,067.11	13,831.78	11,891.87	24,344.25
<b>Total Expenses (IV)</b>	<b>16,223.42</b>	<b>17,391.41</b>	<b>15,737.78</b>	<b>33,614.83</b>	<b>31,502.26</b>	<b>65,234.26</b>
V. Profit before tax (III - IV)	6,443.87	7,279.46	6,440.70	13,723.33	13,110.70	28,314.55
VI. Tax Expense						
(1) Current Tax	844.04	1,611.59	1,420.03	2,455.63	2,896.96	6,214.52
(2) Tax expenses of earlier year	-	-	(1.68)	-	(1.68)	(2.06)
(3) Deferred Tax	(3.08)	(3.07)	(14.30)	(6.15)	(28.61)	(57.21)
<b>VII. Profit for the period (V-VI)</b>	<b>5,602.91</b>	<b>5,670.94</b>	<b>5,036.65</b>	<b>11,273.85</b>	<b>10,244.03</b>	<b>22,159.30</b>
VIII. Other Comprehensive Income						
A (i) Items that will not be reclassified to profit or loss (net)	(12.23)	-	(9.03)	(12.23)	(9.03)	(38.83)
(ii) Income tax relating to items that will not be reclassified to profit or loss	2.14	-	1.94	2.14	1.94	8.37
B (i) Items that will be reclassified to profit or loss	(25.35)	13.59	14.31	(11.76)	14.84	(32.15)
(ii) Income tax relating to items that will be reclassified to profit or loss	-	-	-	-	-	-
<b>IX. Total Other Comprehensive Income / (loss)</b>	<b>(35.44)</b>	<b>13.59</b>	<b>7.22</b>	<b>(21.85)</b>	<b>7.75</b>	<b>(62.61)</b>
X. Total Comprehensive Income for the period (VII+IX) (Comprising Profit and Other Comprehensive Income for the period)	5,567.47	5,684.53	5,043.87	11,252.00	10,251.78	22,096.69
XI. Paid-up equity share capital (Face Value-₹ 1/- each)	1,475.34	1,475.00	1,475.00	1,475.34	1,475.00	1,475.00
XII. Other equity						45,261.35
XIII. Earnings per share (of face value ₹ 1/- each) (not annualised):						
(a) Basic	3.80	3.84	3.41	7.64	6.95	15.02
(b) Diluted	3.80	3.84	3.41	7.64	6.95	15.02



**bajaj consumer care limited**  
(formerly known as bajaj corp limited)

Consolidated Balance Sheet as at Sept 30, 2019

(₹ In Lacs)

Statement of Assets & Liabilities	Unaudited	Audited
	As at 30/09/2019	As at 31/03/2019
<b>ASSETS</b>		
<b>(1) Non-current assets</b>		
(a) Property, Plant & Equipment	10,945.42	11,111.74
(b) Capital work-in-progress	2,270.36	2,247.15
(c) Goodwill	4,300.10	4,300.10
(d) Other Intangible Assets	25.07	29.88
(e) Financial assets		
(i) Loans	348.44	266.62
(ii) Others	33.84	56.07
(f) Other non-current assets	64.03	6.50
	17,987.26	18,018.06
<b>(2) Current assets</b>		
(a) Inventories	5,663.45	6,092.11
(b) Financial assets		
(i) Investments	37,994.72	25,088.10
(ii) Trade Receivables	3,900.02	3,738.09
(iii) Cash and Cash equivalents	490.26	1,287.77
(iv) Bank balances other than (iii) above	425.11	144.44
(v) Loans	17.21	30.82
(c) Current tax assets (Net)	570.84	34.70
(d) Other current assets	7,148.57	6,080.68
	56,210.18	42,496.71
<b>TOTAL ASSETS</b>	<b>74,197.44</b>	<b>60,514.77</b>
<b>EQUITY AND LIABILITIES</b>		
<b>EQUITY</b>		
(a) Equity Share Capital	1,475.34	1,475.00
(b) Other Equity	56,550.01	45,261.35
	58,025.35	46,736.35
<b>LIABILITIES</b>		
<b>(1) Non - Current Liabilities</b>		
(a) Deferred tax liability (Net)	10.30	16.46
<b>(1) Current Liabilities</b>		
(a) Financial liabilities		
(i) Borrowings	6,860.61	2,500.00
(ii) Trade Payables	5,253.02	7,229.67
(iii) Other financial liabilities	2,546.67	2,410.16
(b) Other Current liabilities	1,290.76	1,409.90
(c) Provisions	57.04	58.23
(d) Current tax liability (Net)	153.69	154.00
	16,161.79	13,761.96
<b>TOTAL EQUITY AND LIABILITIES</b>	<b>74,197.44</b>	<b>60,514.77</b>

\* The Consolidated Statement of Financial Results and Assets & Liabilities includes the figures of three wholly owned subsidiaries, Uptown Properties & Leasing Pvt Ltd., Bajaj Bangladesh Limited and Bajaj Corp International FZE.



**bajaj consumer care limited**  
(formerly known as bajaj corp limited)

**CONSOLIDATED STATEMENT OF CASH FLOW FOR THE PERIOD ENDED SEPT 30, 2019**

₹ in lacs

Particulars	For the Period ended Sept. 30, 2019	For the Year ended March 31, 2019
<b><u>A. Cash Flow from Operating Activities</u></b>		
Profit before Tax	13,723.33	28,314.55
<u>Adjustments for:</u>		
Depreciation and Amortisation	283.41	708.50
Share based payment expenses	36.66	288.18
Interest Income	(1,244.29)	(2,313.98)
Net loss/(gain) on Financial Assets	25.67	737.56
Net loss/(gain) on sale of Property, Plant and Equipment	(12.86)	(84.76)
Rent Received	(20.48)	(39.90)
Interest Expenses	197.90	99.30
Operating Profit before Working Capital Change	12,989.34	27,709.45
<u>Movement for Working Capital</u>		
(Increase)/Decrease in Trade and Other Receivables	(282.32)	(635.01)
(Increase)/Decrease in Inventories	428.66	(1,427.92)
(Increase)/Decrease in Other Assets	(1,050.01)	(2,930.30)
Increase/(Decrease) in Trade and Other Payable	(1,972.70)	1,057.49
Cash Generated from Operations	10,112.97	23,773.71
Less: Direct taxes paid/deducted at source	(2,989.94)	(6,135.64)
<b>Net Cash from/ (Used in) Operating Activities (A)</b>	<b>7,123.03</b>	<b>17,638.07</b>
<b><u>B. Cash Flow from Investing Activities</u></b>		
Purchase of Property, Plant and Equipment	(197.52)	(1,195.61)
Purchase of Intangible Assets	(4.32)	(35.62)
Interest Received	1,244.29	2,313.98
Net Proceeds from sale/(purchase) of Current Investments	(12,932.29)	4,913.24
Proceeds from sale of Property, Plant and Equipment	55.98	249.14
Bank Deposit with Original Maturity of more than 3 months	(258.45)	570.35
Rent Received	20.48	39.90
<b>Net Cash from/ (Used in) Investing Activities (B)</b>	<b>(12,071.83)</b>	<b>6,855.38</b>
<b><u>C. Cash Flow from Financing Activities</u></b>		
Current Borrowing net of repayment	4,360.61	1,151.18
Interest Paid	(197.90)	(99.30)
Proceed from issue of Equity Share Capital (ESOP)	0.34	-
Dividend Paid	-	(20,650.00)
Dividend Tax Paid	-	(4,244.67)
<b>Net Cash from/ (Used in) Financing Activities (C)</b>	<b>4,163.05</b>	<b>(23,842.79)</b>
<b><u>D Effect of foreign exchange fluctuation</u></b>		
	(11.76)	(32.15)
Net increase/(decrease) in Cash & Cash Equivalents (A+B+C+D)	(797.51)	618.51
Cash & Cash Equivalents - Opening Balance	1,287.77	669.26
<b>Cash &amp; Cash Equivalents - Closing Balance</b>	<b>490.26</b>	<b>1,287.77</b>




Notes:

- 1 The consolidated financial results of the Company and its subsidiaries (the 'Group') have been prepared as per Ind AS 110 "Consolidated Financial Statements" as notified by the Ministry of Corporate Affairs.
- 2 The Group operates only in one segment, namely "Cosmetics, Toiletries and Other Personal Care products" and there are no reportable segments in accordance with IND-AS 108 on "Operating Segments".
- 3 Figures have been regrouped/rearranged wherever necessary.
- 4 The above results have been reviewed by the Audit Committee and approved by the Board of Directors at their respective meetings held on October 11, 2019.

Place : Mumbai  
Date : October 11, 2019



For and on behalf of Board of Directors

  
Sumit Malhotra  
Managing Director  
(DIN 02183825)